

CONTUL DE REZULTAT PATRIMONIAL


30 09 2014

pag.: 1 - lei -

COD	DENUMIRE INDICATORI	An precedent	An curent
02002	1.Venituri din impozite, taxe, contributi de asigurari si alte venituri ale bugetelor (ct.7300100+7300200+7310100+7310200+7320100+7330000+7340000+7350100 + 7350200+7350300+7350400+7350500+7350600+7360100+7390000+7450100+ 7450200+7450300+7450400+7450500+7450900+7460100+7460200+7460300+ 7460900)	41.377.367	42.075.195
02003	2.Venituri din activitati economice (ct.7210000+7220000+7510100+7510200+/-7090000)	22.119.552	20.091.455
02004	3.Finantari, subventii, transferuri, alocatii bugetare cu destinatie speciala (ct.7510500+7710000+7720100+7720200+7730000+7740100+7740200+7750000 + 7760000+7780000+7790000)	8.055.456	4.806.070
02005	4.Alte venituri operationale (ct.7140000+7180000+7500000++7510300+7510400+ 7810200+7810300+7810401+7810402+7770000)	762.559	8.529.394
02006	TOTAL VENITURI OPERATIONALE (rd.02+03+04+05)	72.314.934	75.502.114
02008	1.Salarii si contributiile sociale aferente angajatilor (ct.6410000+6420000+6450100+ 6450200+6450300+6450400+6450500+6450600+6450800+6460000+6470000)	37.672.559	39.680.464
02009	2.Subventii si transferuri (ct.6700000+6710000+6720000+6730000+6740000+ 6750000+6760000+6770000+6780000+6790000)	2.290.844	2.188.215
02010	3.Stocuri, consumabile, lucrari si servicii executate de terti (ct.6010000+6020100+ 6020200+6020300+6020400+6020500+6020600+6020700+6020800+6020900+ 6030000+6060000+6070000+6080000+6090000+6100000+6110000+6120000+ 6130000+6140000+6220000+6230000+6240100+6240200+6260000+6270000+ 6280000+6290100+6290200)	13.918.939	14.599.700
02011	4.Cheltuieli de capital, amortizari si provizioane (ct.6810100+6810200+6810300+ 6810401+6810402+6820101+6820109+6820200+6890100+6890200)	7.504.874	19.603.746
02012	5. Alte cheltuieli operationale (ct.6350000+6540000+6580000)	43.158	76.057
02013	TOTAL CHELTUIELI OPERATIONALE (rd.08+09+10+11+12)	61.430.374	76.148.182
02014	- EXCEDENT (rd.06-rd.13)	10.884.560	
02016	- DEFICIT (rd.13-rd.06)		646.068
02017	IV.VENITURI FINANCIARE (ct.7630000+7640000+7650000+7660000+7670000+ 7680000+7690000+7860300+7860400)	10.759	9.371
02018	V. CHELTUIELI FINANCIARE (ct.6630000+6640000+6650000+6660000+6670000+ 6680000+6690000+6860300+6860400+6860800)	273.246	198.229
02021	- DEFICIT (rd.18-rd.17)	262.487	188.858
02023	- EXCEDENT (rd.15+20-16-21)	10.622.073	
02024	- DEFICIT (rd.16+21-15-20)		834.926
02025	VIII. VENITURI EXTRAORDINARE (ct.7910000)	131.695	84.218
02026	IX. CHELTUIELI EXTRAORDINARE (ct.6900000+6910000)	48.241	
02028	- EXCEDENT (rd.25-rd.26)	83.454	84.218
02031	- EXCEDENT (rd.23+28-24-29)	10.705.527	
02032	- DEFICIT (rd.24+29-23-28)		750.708

Conducatorul institutiei

[Signature]



Conducatorul compartimentului
financiar- contabil

[Signature]


Situatia activelor si datoriilor institutiilor publice
din administratia locala
30 09 2014

pag.: 1 - lei -

COD	DENUMIRE INDICATORI	Sold la inceputul anului	Sold la sfarsitul perioadei
18004	Numerar in lei in casieria institutiilor publice locale si ale institutiilor publice de subordonare locala,(ct.5310101)	34.493	52.592
18005	Disponibilitati in lei ale institutiilor publice locale si ale institutiilor publice de subordonare locala, la trezorerii (ct.5100000+5120101+5120501+5150101+5160101+5170101+5210100+5280000+5290201+5290301+5290400+5290901+5500101+5510000+ 5520000+5550101+5570101+5580101+5580201+5600101+5600300+5610100+5610300+5620100+5620300-7700000), din care:	694.939	8.965.695
18008	Total (in baze cash) (rd.04+05)	729.432	9.018.287
18010	Total (in baze accrual)(rd.08+09)	729.432	9.018.287
18011	Excedentele cumulate ale bugetelor locale (ct.5210300)	22.688.418	21.688.418
18015	Total (in baze cash)(rd.11)	22.688.418	21.688.418
18015	Total (in baze accrual) (rd.13+14)	22.688.418	21.688.418
18023	Alte valori (ct.5320100+5320200+5320300+5320400+5320500+5320600+5320800)	218.901	270.540
18032	Disponibilitati ale institutiilor publice locale si ale institutiilor de subordonare locala la institutiile de credit rezidente (ct.5110101+5110102+5120102+5120402+5120502+5150102+ 5150202+5160102+5160202+5170102+5170202+5290202+5290302+5290902+5500102+5550102+5550202+5570202+5580102+5580302+5600102), din care:	196.642	172.119
18036	Total (in baze cash) (rd.32+35)	196.642	172.119
18038	Total (in baze accrual) (rd.36+37)	196.642	172.119
18131	Actiuni necotate detinute de autoritatile locale la operatorii economici (ct.2600200-2960102)(S11)	633.044	633.044
18134	Total (la valoarea contabila neta (la valoarea de intrare mai putin ajustarile cumulate pentru pierderea de valoare) (rd.131+132+133)	633.044	633.044
18157	Creante comerciale necurente legale de livrari de bunuri si servicii de catre autoritatile locale sau de institutii subordonate acestora (ct.4110201+4110208+4130200+4610201-4910200-4960200) Total (rd.158+159+160+164) din care:		1.715
18159	- de la operatori economici (S11),		1.715
18165	Creante comerciale curente legate de livrari de bunuri si servicii de catre autoritatile locale sau de institutii subordonate acestora(ct.2320000+2340000+4090101+4090102+4110101+4110108+4130100+4180000+4610101-4910100-4960100) Total(rd.166+167+168+172)din care de la:	2.143.151	346.199
18167	-de la operatori economici (S11)	238.858	330.452
18168	-de la institutiile publice, din care: (rd.169+170+171)	1.904.293	15.747
18169	-Administratia centrala(S1311)		5.960
18170	-Administratia locala (S1313)	328	
18171	-Asigurari sociale (S1314)	1.903.965	9.787
181711	-din care: creantele unitatilor sanitare cu paturi fata de Casele de Sanatate	1.903.965	9.787
18176	1.Creante ale bugetului local (ct.4640000-4970000). Total (rd.177+178+179+183), din care:	12.709.947	15.780.849
18177	- de la gospodariile populatie (S14)	3.839.130	4.577.017
18178	- de la operatori economici (S11)	8.870.817	11.203.832
18185	Total creante (rd.176+184)	12.709.947	15.780.849
18203	1.Sume datorate tertilor reprezentand garantii si cautiuni aflate in conturile institutiilor publice (ct.4280101+4280201+4620101+4620109).Total (rd.204+205+		

COD	DENUMIRE INDICATORI	Sold la inceputul anului	Sold la sfarsitul perioadei
	206), din care:	223.120	232.788
18204	- salariilor (S143)	77.991	80.566
18205	- operatorilor economici (S11)	145.129	152.222
18262	Credite pe termen scurt contractate de autoritatile locale si institutii din subordinea acestora (ct.1620100+1630100+1670101+1670103+ 1670109+5190101+ 5190102+5190106+5190180+ 5190190). Total (rd.263+264+265+265.1), din care acordate de:		1.000.000
18263	- Institutii de credit rezidente (S122)		1.000.000
18268	Total(in baze cash)(rd.262+266+267+267.1)		1.000.000
18269	Dobanzi de platit aferente creditelor pe termen scurt contractate de institutiile publice din administratia locala (ct.1680200+1680300+1680701+1680703+1680709+ 5180606+5180608+5180609). Total (rd.270+271+272+272.1), din care acordate de:		45.794
18274	- Institutii de credit rezidente (S122)		45.794
18274	Total (dobanzi de platit) (rd.269+273)		45.794
18275	Total (in baze accrual) (cash+dobanzi) (rd.268+274)		1.045.794
18286	Credite pe termen lung primite (contractate, garantate, asimilate,etc) de institutiile publice locale (ct.1620200+1630200+1670201+1670202+ 1670203+1670209). Total (rd.287+288+289+289.1) din care acordate de:	4.310.300	4.438.203
18287	- Institutii de credit rezidente (S122)	4.310.300	4.438.203
18290	Total (in baze cash)(rd.286)	4.310.300	4.438.203
18312	Datorii comerciale necurente legale de livrari de bunuri si servicii (ct.4010200+ 4030200+4040200+4050200+4620201). Total (rd.313+314+318+319), din care catre:		2.000
18313	- Operatori economici (S11)		2.000
18320	Datorii comerciale curente legate de livrari de bunuri si servicii (ct.4010100+ 4030100+ 4040100+4050100+4080000+4190000+4620101). Total (rd.321+322+326+327) din care catre:	805.143	1.195.916
18321	-Operatori economici (S11)	805.143	1.195.916
18332	Datoriile institutiilor publice din administratia locala catre bugete (ct.4420300+ 4310100+4310200+4310300+4310400+4310500+4310700+4370100+4370200+ 4370300+4420800+4440000+4460000+4480100)	1.369.936	2.019.316
18332	Salariile angajatilor (ct.4210000+4230000+4260000+4270100+4270300+ 4280101)	2.309.342	2.476.019
18333	Alte drepturi convenite altor categorii de persoane (ct.4260000+4270200+4270300+ 4290000+4380000)	90.748	175.756
18335	Total (rd.331+332+333+334)	3.770.026	4.671.091
183421	Provizioane necurente (ct.1510201+1510202+1510203+1510204+1510208), din care:	17.357.918	17.404.659
183423	Provizioane necurente,constituite conform OUG71/2009 si OG17/2012 reprezentand drepturi salariale castigate in instanta (ct.1510203)	17.357.918	17.404.659
18343	Provizioane curente (ct.1510101+1510102+1510103+1510104+1510108), din care:		1.731.037
183432	Provizioane curente,constituite conform OUG71/2009 si OG17/2012 reprezentand drepturi salariale castigate in instanta (ct.1510103)		1.731.037

Conducatorul institutiei

Conducatorul compartimentului
financiar- contabil


Situatia platilor efectuate din buget care nu reprezinta cheltuieli efective
30 09 2014

Anexa 29

pag.: 1 - lei -

COD	DENUMIREA SI SIMBOLUL CONTURILOR	SOLD LA INCEPUTUL ANULUI	SOLD LA SFARSITUL PERIOADEI
31001	1 Avansuri acordate furnizorilor(ct.2320000+2340000+ 4090101+4090102)-Total(rd.02+03)	19.619	22.853
31002	-din finantare bugetara(ct.7700000)	19.154	20.472
31003	-din alte surse de finantare	465	2.381
31017	7 Total(rd.01+04+07+10+13+16)	19.619	22.853

Conducatorul institutiei



Conducatorul compartimentului
financiar- contabil

A handwritten signature in black ink, consisting of a stylized, cursive letter 'J'.